




## Materials:



Paints or  
Felt-tip Pens



1 Fresh Potato



1 Packet of  
Watercress Seeds



Knife



Jug of Water



2 Balls of Cotton Wool

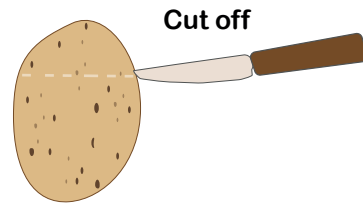
# GROW SOME PLANT HAIR!



## Instructions

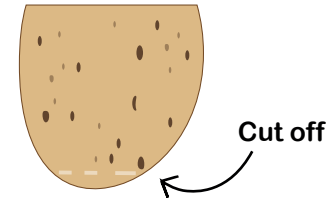
An adult should help to cut off and scoop out the top of the potato.

1




Cut off and then scoop out the top of the potato to create a little hollow to allow the

2



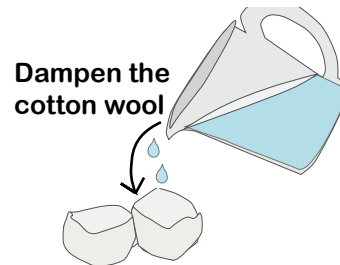
Slice the bottom of the potato to create a flat surface so it can stand.

3




Decorate your potato head to make them come alive.

4




Dampen the cotton wool balls and place on the top of the potato.

5



Sprinkle the watercress seeds on top of the cotton wool.

6



Place in a warm place and check the cotton wool is damp each day.