




# ARE LEAVES REALLY GREEN?

Extension of “how plants absorb water experiment”, get a closer look at how this happens!



## Materials:



Pencil


Leaves



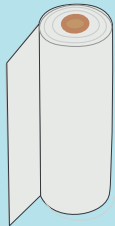
Cup



Rubbing Alcohol



Scissors



Kitchen Paper Towel




Pestle and Mortar

## Instructions

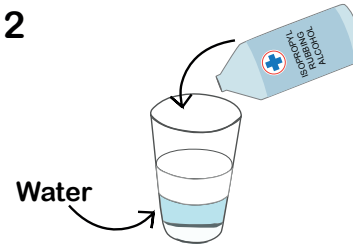
An adult should help with rubbing alcohol, as this could be dangerous.

1



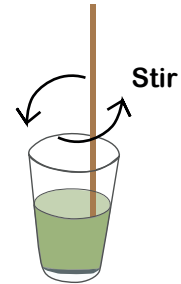
Take a leaf and pestle and mortar to make paste.

2



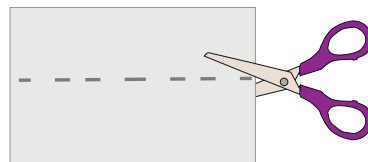
In the cup, mix equal parts water and rubbing alcohol - just enough to cover the leaf paste in the bottom of the cup.

3



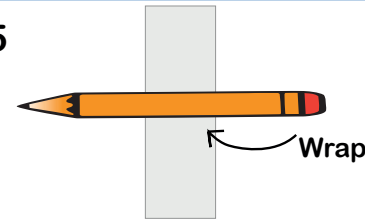
Mix the leaf paste with the solution and let your experiment sit overnight.

4




Cut a long strip of kitchen paper towel with a scissors.

5



Roll the strip of kitchen paper towel wraps around the middle of the pencil, so that it is leaving one end of kitchen paper towel hanging loose.

6



Place the pencil across the cup. Let the paper sit in the solution for 15 - 20 minutes. Then set the paper aside to dry.

What do you observe?