



# SHOW PLANTS ABSORB WATER



## Materials:



## Instructions

An adult should help to make the plastic jar, as this could be dangerous.

1



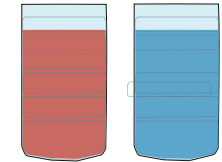
Cut off the top of the 2 plastic bottle to make a plastic jars.

2




Fill the jar  $\frac{1}{2}$  -  $\frac{3}{4}$  with water. Pour food colouring and water into the each plastic jar.

3



Add the food colourings to the water making the colour as strong as possible - the stronger the colour the better the result!

4




Place the carnations into the plastic jars.

5



Leave to stand a few hours or overnight. What do you observe in the petals?

6



Observe what happens! Do the petals change colour?

Optional step - An adult can carefully cut some of the stem in half and place one half in each coloured water.